

**NORTHERN TERRITORY  
GRANTS COMMISSION**

Annual Report 2003 – 2004





Mr John Ah Kit MLA  
Minister for Local Government  
Parliament House  
DARWIN NT 0800

Dear Minister

In accordance with section 16 of the *Local Government Grants Commission Act*, I have pleasure in presenting to you the Annual Report for the Commission on its activities for 2003/04. Included in the report are the financial statements for the year ended 30 June 2004.

Yours sincerely

BOB BEADMAN  
Chairman

11 November 2004



# CONTENTS



FOREWORD .....	5
ORGANISATION AND PEOPLE .....	7
Membership .....	7
Members' Profiles.....	7
Administration and Staffing .....	8
OVERVIEW .....	9
Background.....	9
Vision.....	9
Mission Statement .....	9
Functions.....	9
Performance against Objectives.....	9
SUMMARY OF ACTIVITIES IN 2003-04 .....	11
Review of the FAG Methodology .....	11
Annual Conference .....	11
Executive Officers' Meeting.....	11
Visits to Local Governing Bodies .....	11
SUMMARY OF ACTIVITIES IN 2003-04.....	12
Public Hearings .....	12
Financial Data .....	12
Data Collection Returns.....	12
Annual Financial Statements .....	12
SUMMARY OF ACTIVITIES IN 2003-04 .....	13
Submissions .....	13
Payments 2003/2004 .....	13
Estimated Entitlement 2004/2005 .....	13
Entitlement 2003/2004 .....	13
Cash Entitlement 2004/2005 .....	14
Communication with Councils .....	14



**RECOMMENDATIONS** ..... 15

    Chairman’s Letter ..... 15

    Recommendation 1 – Schedule of Estimated Entitlement ..... 17

    Recommendation 2 – Schedule of Under/Overpayment 2003–04 ..... 20

    Recommendation 3 – Schedule of Cash Payment ..... 22

**SCHEDULES** ..... 24

    Population (Including Related Service Populations) ..... 24

    Northern Territory Grants Commission Disability Factors and Key Drivers 2004/2005 ..... 26

    Councils Local Road Lengths ..... 28

    Calculation of The Standard Deficit ..... 30

    Standardised Expenditure ..... 32

    National Distribution and Shares of Financial Assistance Grants 2004/2005 ..... 34

    Visits to Local Governing Bodies ..... 35

    Visits to Local Governing Bodies ..... 36

    Public Hearings to Councils ..... 36

    National Principles for the Allocation of General Purpose and Local Road Grants ..... 37

**APPENDICES** ..... 37

    Methodology and Formula Factors ..... 38

        1. Revenue Component ..... 39

        2. Expenditure Components ..... 39

        3. Local Road Grant Funding ..... 39


    Application of Disability Factors ..... 40

    Declared Local Governing Bodies ..... 41

    The Australian Classification of Local Government (ACLG) ..... 42

    Northern Territory Local Governments by Classification ..... 43

    Northern Territory Grants Commission ..... 47



Section 16 of the *Local Government Grants Commission Act 1986* requires that the Commission report annually to the Minister for Local Government on its activities during the year, and in particular its activities relating to Commonwealth financial assistance to local governing bodies.

I am pleased to present the eighteenth annual report on behalf of the Northern Territory Grants Commission. The report contains information on the distribution of funding provided to the Northern Territory's local governing bodies under the Commonwealth's *Local Government (Financial Assistance) Act 1995*, as well as details on the objectives, performance, and future directions of the Commission. My hope is the report conveys sufficient relevant information on the Commission's programs and performance to enable any agency, organisation or individual so interested to assess its operations and functioning.

During the year the Commission continued the review of its methodology. Unfortunately this review could not be completed because of circumstances beyond the control of the Commission. A vexing question for the Northern Territory continues to be how to assess revenue-raising capacity given that most of our councils do not charge rates. The Commission believes that there is a solution and hopes that the review can be finalised in the third quarter of 2004-05.

In November 2003, the Local Government & Regional Development Division of the Department of Community Development, Sport and Cultural Affairs in conjunction with the Northern Territory Grants Commission introduced a new method for the collection of local government financial data and performance information. Up until then, local governments had received separate data collection requests from the Department, the Grants Commission and the Australian Bureau of Statistics (ABS). As part of the new collection process, the return was distributed to local governments by e-mail and permitted the local governments to forward the completed return to a central e-mail address. This method proved to be successful and will be continued in future years.

The data collected on the returns will be used by the Grants Commission to assess the local governments' financial assistance grants, and by the ABS in the Government Finance Statistics and National Accounts. While some local governments experienced difficulty in completing the return this year, the new process will, with experience and familiarity, make the collection process easier for local governments with an overall improvement in the quality of data collected.

The Commission continued its rolling program of community visits during the year. The municipal councils have now been included in the community visits program. These visits are important and integral to the workings of the Commission.


On behalf of the Commission, I wish to record our appreciation for the valuable cooperation and assistance that we have received during the Commission's work throughout the year from most local governing bodies, and in particular, those visited during the year. The Commission would like to express its thanks to the Alice Springs, Tennant Creek and Katherine Councils for the use of their facilities during the Commission's public hearings.

The Commission is grateful for the executive support and assistance of both, Mr Ted Clark and Ms Donna McLeod and other staff of the Local Government unit, the Local Government and Regional Development Division, the Department of Community Development, Sport and Cultural Affairs, combined with the assistance and services provided by the regional offices of the Department.

I would also like to take this opportunity to acknowledge the efforts of my colleagues, Mr David Coles, Ms Frances Kilgariff, Mr William Tilmouth, and deputies Mr John Bailey and Mrs Margaret Vigants. Their assistance has been very much appreciated.



BOB BEADMAN  
Chairman



**Membership**

The *Local Government Grants Commission Act 1986* provides for a Commission of four members, consisting of:

- a Chairman appointed by the Minister;
- the Chief Executive Officer (CEO) of the Agency primarily responsible to the Minister for the administration of the Act, or his delegate; and
- two members appointed by the Minister; one representing the interests of municipal councils and the other representing the interests of community government councils and approved local governing bodies.

In 2003–04 the members of the Commission were:

Mr Robert Beadman	(Appointed Chairman 1 November 2002)
Mr David Coles	(CEO's delegate – appointed 8 October 1997)
Mrs Jenny Mostran	(Representing municipal councils – retired 31 October 2003).
Mr Barry Puruntatameri	(Representing community government councils – retired 31 October 2003))
Ms Frances Kilgariff	(Representing municipal councils – appointed for the period to and including 31 August 2006
Mr William Tilmouth	(Representing community government councils –appointed for the period to and including 31 August 2006
Mr John Bailey	Deputy of Ms Kilgariff
Mrs Margaret Vigants	Deputy of Mr Tilmouth

**Members' Profiles**

**Robert Beadman**

Bob was appointed Secretary to the Department of Lands, Housing and Local Government and CEO to the Office of Aboriginal Development on 31 October 1994. He retired from these positions on 18 December 2001.

Since 1973, Bob has been involved in Aboriginal affairs at senior levels in the Commonwealth Department of Aboriginal Affairs, and previously worked in the Top End and Central Australia on separate occasions. He acted at the Deputy Secretary level on numerous occasions.

Career highlights include: Working with Torres Strait Islanders – at the Prime Minister's request – on Australian's International Border with Papua New Guinea, two extended periods as Senior Private Secretary to the Minister for Aboriginal Affairs: and representing Australia at the International Labour Organisation and the United Nations Working Group on Indigenous peoples.

In the territory highlights have included reform of the approach to Local Government, Public Housing, Policy and Library Grants distribution methodology.

**David Coles**

David was appointed the Assistant Secretary of the then Department of Housing & Local Government from October 1996. He is now the Executive Director, Local Government and Regional Development Division of the Department of Community Development, Sport and Cultural Affairs.

Since his arrival in the Northern Territory in 1984, David has worked in the Department of Community Development, Territory Health Services, Department of the Chief Minister and the Office of Aboriginal Development in senior policy development positions.

From 1987 David spent two and a half years as a Ministerial Officer to two Ministers for Health and Community Services. He completed the Executive Management Program in 1993 and a Masters in International Management in 1997.

**Frances Kilgariff**

Fran has been the Mayor of Alice Springs for over four years and was recently re-elected for another term. She was an alderman on the Council for six years before becoming Mayor. As well as her mayoral duties and being a Grants Commissioner she is the President of the Local Government Association of the Northern Territory and a Board member of the Australian Local Government Association. She also chairs the Regional Development Board of Central Australia.

She was born in Alice Springs and grew up there. She went away to study and after several years travel returned to bring up her family in the town. She has five grown up children.

Fran trained as a radiographer, has a degree in Prehistoric Archaeology and a Diploma of Education. She is also active in the community and presently is on the Board of the YMCA of Central Australia, Vice-President of YMCA Australia and on the Board of the St. John Ambulance in the Northern Territory.







### William Tilmouth

William was born in Alice Springs in 1953. His parents were both Arrente, but he was taken from his father at the age of four following the death of his mother. He spent 10 years at the Croker Island Methodist Mission, and completed second year high school at Darwin SHS. On his return to Alice Springs in 1969, William sought to reconnect with his existing family so that he could re-establish his cultural and traditional life. In the intervening years, William has worked around South Australia and the Northern Territory, in various positions including the railway and BHP Whyalla. William has worked for DSS as a Liaison Officer, with Tangentyere Council as the Co-ordinator of the Social Behaviour Project, and as a Youth Worker at the Alice Springs Youth Accommodation Service. His major recreational interest is in art.

William was chairperson of ATSIC Alice Springs Regional Council in 1996/97, and since his appointment in March 1997, is the Executive Director of Tangentyere Council.

William believes strongly in ensuring that Aboriginal people have every opportunity to be empowered, to have ownership and control in the decisions that affect them – by offering people the choice in whatever direction they choose to overcome their disadvantage.

### John Bailey

John and his wife Margot arrived in Darwin in January 1977 to begin his working career as a science teacher at Darwin High School. He progressed within education from teaching science and biology to positions as school counselor and guidance officer. After further study he qualified as a psychologist and went into private practice.

In 1989 he entered politics being elected to the Legislative Assembly in the seat of Wanguri. During his 10 years in the Labor Opposition he held many Shadow portfolios and was Deputy Leader for much of that time.

John resigned from the Legislative Assembly in 1999. He then sought election to Darwin City Council in 2000. His election in 2000 was followed by re-election in May 2004, when he was appointed as Deputy Lord Mayor.

### Margaret Vigants

Margaret is a long term resident of the Northern Territory and has lived in remote areas of the Territory for over twenty years. Margaret is a former President of the Local Government Association of the Northern Territory and was the President of the Timber Creek Community Government Council for a period of nine years immediately prior to her relocation to Darwin during the year.

### Administration and Staffing

The costs of operation of the Commission for the year were met by funds appropriated to the Department of Community Development, Sport and Cultural Affairs. The operational expenditure for 2003–04 was \$110,965 compared to \$115,651 in 2002–03.

The Executive Officer, Mr Ted Clark and Ms Donna McLeod of the Department of Community Development, Sport and Cultural Affairs, coordinated the visitation program and assisted with the Commission's activities by providing executive support to the Commission.



## Background

On 1 July 1986 the *Local Government (Financial Assistance) Act* came into force. A subsequent review of this legislation led to the enactment of the *Local Government (Financial Assistance) Act 1995*. This Commonwealth legislation provides for the total Northern Territory population to be taken into account in determining its global financial entitlement, relative to the other Australian States. The Act requires each State and the Northern Territory to establish a Local Government Grants Commission.

Under section 6(1) of the Act, the Commonwealth Minister, after consulting the relevant State Ministers and with bodies representative of local government, formulated national principles. These principles are for the purpose of allocating to States, amounts payable to local governing bodies, under this Act.

In formulating the National Principles (see **Appendix A**), the Minister:

- (a) is to have regard to the need to ensure that the allocation of funds for local government purposes is made, as far as practicable, on a full horizontal equalisation basis; but
- (b) must ensure that no local governing body will be allocated an amount in a year that is less than the amount that would be allocated to the body if 30% of the amount which the State/Territory is entitled in respect of the year was allocated among local governing bodies on a per capita basis.

Local government councils incorporated under either the municipal or community government provisions of the Northern Territory *Local Government Act* are, like those similarly incorporated in other States, eligible to receive Commonwealth financial assistance as of right. Associations that have not been formally incorporated under that Act, but have been approved by the respective Commonwealth and Northern Territory Governments as local governing bodies, are also included in the distribution of Commonwealth financial assistance and local roads grants. A list of those associations is shown at **Appendix C**.

The *Local Government (Financial Assistance) Act 1995* also requires each State and the Northern Territory to have a local government grants commission. In accordance with that requirement, the Northern Territory legislated for a statutory, independent commission, the Northern Territory Grants Commission, in June 1986.

## Vision

The Grants Commission has a vision to allocate all funding in an equitable, transparent and culturally sensitive manner.

## Mission Statement

The Grants Commission's mission is to make recommendations to the Commonwealth Government, through the Northern Territory Minister for Local Government, on the distribution of financial assistance and local roads grants to local governing bodies within the Northern Territory.

## Functions

- The Commission makes recommendations to the Federal Minister in respect of the amounts of money to be allocated to local governing bodies from the money provided to the Territory by the Commonwealth under the *Local Government (Financial Assistance) Act 1995*.
- The Commission also makes recommendations on such other matters relating to the finances of local governing bodies as the Northern Territory Minister for Local Government, from time to time, refers to the Commission.

## Performance against Objectives

To develop and implement policies which ensure the equitable distribution of Commonwealth funding to Northern Territory local governing bodies.

Policy development is an ongoing commitment within the Commission. This year it continued to refine its policies relating to the recognition of local roads and outstation populations being serviced by councils outside their community government areas, and the accepted boundaries of approved local governing bodies.

The Commission reviewed all disability factors during this years' deliberations. Generally, the approach taken to determine isolation allowances was modified to better recognise the extent to which the more remote council areas are disadvantaged.



**To continuously review the distribution processes for Commonwealth funding to Northern Territory local governing bodies in the interests of funding equity.**

In 1996, a partial review was undertaken of the Commission's funding methodology in relation to Commonwealth financial assistance and local roads funding but was subsequently postponed pending the outcome of the review of the *Local Government (Financial Assistance) Act* by the Commonwealth Grants Commission.

In 2002–03 a discussion paper was distributed to local governments and submissions were invited. Ten submissions were received. It is hoped the review can be finalised in the third quarter of 2004–05.

**To assess the relative difficulties each local governing body encounters in the provision of local government services.**

In 2003–04, the Commission held public hearings in Alice Springs, Darwin, Jabiru and Litchfield and continued its rolling program of visits to local governing bodies, to gain information on difficulties with local government services delivery. In addition, the Commission invited all local governing bodies, and other interested parties, to submit comments or proposals in relation to any aspect of the funding methodology.

**To visit and consult with all local governing bodies included in the grants programs, over a three year period.**

The Commission has a policy of visiting every local governing body in the Northern Territory over a three year period. This year 15 visits were made. The councils visited this year are shown in Schedule 7.

**To develop improved mechanisms for the collection, storage and analysis of information and comparative data for community needs assessment.**

In the interests of funding equity the Commission continues to collect a variety of core data relating to a council's relative cost of service provision and revenue raising capacity, directly from all councils. The data return forms distributed were submitted through the Department of Community Development, Sport and Cultural Affairs, Local Government and Regional Development offices for verification prior to the submission to the Commission.

In 1996, the Commission commenced a process of digitising and colour coded road status maps indicating the road responsibilities of each council in the Northern Territory. This has proved a very successful method of updating road data responsibilities. The digitising process ensures that annual updating in a cost effective manner is possible. These maps have now been converted in Mapinfo format and are now available on the internet at [www.grantscommission.nt.gov.au](http://www.grantscommission.nt.gov.au).





### Review of the FAG Methodology

Following a request from the then Minister of Local Government, the Northern Territory Grants Commission (NTGC) commenced a comprehensive and detailed review of the methodology used to distribute Commonwealth general purpose and identified roads financial assistance grants, and of the processes of the Commission.

However, because of the review of the *Local Government (Financial Assistance) Act 1995* by the Commonwealth Grants Commission at the request of the Commonwealth, the Commission postponed final consideration of the methodology pending outcome of that review.

In 2002–03 the Commission issued a discussion paper to facilitate the finalisation of our review. Workshops to explain the methodology were held during the 2003–04 year, however due to the late appointment of commission members the review was not finalised. Priority is to be given to finalising this review in late 2004–05.

### Annual Conference

The National Conference of Local Government Grants Commissions was held at the Ballarat Lodge, Ballarat, Victoria, in October 2003.

The commission was represented by Mr Bob Beadman, Chairman and Mr Ted Clark, the Executive Officer.

The theme of the conference was “What We Do Best” and focused on the assessment of relative needs and how Commissions communicate with councils in each of their jurisdictions.

Papers were presented by Mr John McLean, CEO, Ballarat City Council, Mr Stephen Cornish, CEO, Pyrenees Shire Council, Mr Chris Wight, Senior Research Officer, Demography Urban and Regional Research, Department of Sustainability and Environment, Ms Prue Digby, Executive Director, Local Government and Regional Services Division, Department for Victorian Communities, Mr Geof Watts, Director Economic Policy, National Office of Local Government, Department of Transport and Regional Services, Mr Malcolm Nicholas, A/Secretary Commonwealth Grants Commission,

Ms Christine Kilmartin, Manager, Research, Department of Sustainability and Environment, Victoria and Ms Ricky Nowak, Confident Communication.

Delegates were also invited to attend a Reception at the Ballarat Fine Art Gallery.

### Executive Officers’ Meeting

In March 2004 the National Office of Local Government sponsored a meeting of the Executive Officers from each State in Canberra. The Executive Officer, Mr Ted Clark, attended this meeting.

### Visits to Local Governing Bodies

The rolling program of Commission visits continued in the 2003/2004 year. This program takes three years for a full cycle, although special circumstances may warrant occasional departure from the pre-planned program. The 15 locations visited this year are listed in **Schedule 7**.

While the main areas of interest relate to population and roads, the Commission also discusses the difficulties that local governing bodies experience in providing services to their respective communities and outstations. This provides an ongoing review of the community disability factors.

At several councils, the Commission was concerned at the lack of maintenance of local roads/street infrastructure. Sealed streets are being constructed as part of housing projects, but from discussions with councils, it would seem that maintenance of streets is not included in the project development process. Councils advise that patching and resealing programs are expensive and are outside councils’ financial capabilities. This problem may become a major issue in future years for remote councils generally but more so for island councils in particular.

In addition to the visits program, the Commission continues to extend its standing invitation to all local governing bodies and other interested parties to submit comments, or proposals regarding the refinement of any aspect of the methodology.

Many of the councils that were visited this year chose to make either informal or formal submissions to the Commission. The Commission thanks those councils for their contributions, which were an invaluable, additional source of information.

The Commission also expresses its concern that at a number of councils visited during the year, no councillors were present. This is showing a disturbing trend bordering on apathy to the work of the Commission.





### Public Hearings

In accordance with section 11 of the Commonwealth legislation, the Commission held public hearings throughout the Territory during the year. Overall, attendance at these hearings was disappointing and mainly consisted of representatives of those councils in whose precincts the hearings were held. No members of the public attended any meetings, while the attendance by members of remote councils was very small in numbers. This may indicate that many councils are content to rely on the Commission's rotational visits program to facilitate feedback to the Commissioners. The locations of the public hearings held during the year are shown in **Schedule 7**.

### Financial Data

For the 2003–04 allocations the Commission was obliged to update the Australian Bureau of Statistics supplied local government income and expenditure factors for local governments from \$31.154 million and \$62.935 million to \$110.34 million and \$192.172 million respectively. The updated figures were based on ABS gathered financial data for the 1998–1999 financial year. No updated figures were available for this year's allocation and consequently the amounts applied to this year's allocations remain the same as last year.

### Data Collection Returns

In November 2003, the Local Government & Regional Development Division of the Department of Community Development, Sport and Cultural Affairs in conjunction with the Northern Territory Grants Commission, introduced a new method for the collection of local government financial data and performance information. Up until then, local governments had received separate data collection requests from the Department, the Grants Commission and the ABS. In most cases the data collected by the three agencies overlapped and the requirement for local governments to report to three separate entities was unnecessary and time consuming. In recognition of this, the new return simplified the collection process, standardised local government data definitions and reduced the amount of data being collected to what was considered to be necessary and useful.

As part of the new collection process, the return was distributed to local governments by e-mail and permitted the local governments to forward the completed return to a central e-mail address. This method proved to be successful and will be continued in future years.

The data collected on the returns will be used by the Grants Commission to assess local governments' financial assistance grants, by the ABS in the Government Finance Statistics and National Accounts and by the Department in its performance measurement publications. While some local governments experienced difficulty in completing the return this year, the new process will, with experience and familiarity, make the collection process easier for local governments with an overall improvement in the quality of data collected.

### Annual Financial Statements

Regulation 11 of the *Local Government (Accounting) Regulations*, stipulates that a copy of the local governing bodies Audited Annual Financial Statements be forwarded to the Chairman of the Northern Territory Grants Commission, no later than 31 October.

For financial year 2002/2003 the following local governing bodies failed to lodge their Annual Financial Statements by the date specified:

- Aherrenge Community Council Incorporated
- Alice Springs Town Council
- Alpurrurulam Community Government Council
- Amoonguna Community Incorporated
- Angurugu Community Government Council
- Anmatjere Community Government Council
- Aputula Housing Association Incorporated
- Belyuen Community Government Council
- Borrooloola Community Government council
- Coomalie Community Government Council
- Cox Peninsula Community Government Council
- Galiwinku Community Incorporated
- Gapuwiyak Community Incorporated
- Ikuntji Community Council Incorporated
- Imanpa Community Incorporated
- Jabiru Town Council
- Jilkminggan Community Government Council
- Kaltukatjara Community Council Aboriginal Corporation
- Kunbarllanjna Community Government Council



Marngarra Community Government Council  
 Milingimbi Community Incorporated  
 Milyakburra Community Council Incorporated  
 Minjilang Community Incorporated  
 Nauiyu Nambiyu Community Government Council  
 Nganmariyanga Community Incorporated  
 Ntaria Council (Hermannsburg) Incorporated  
 Numbulwar Numburindi Community Government Council  
 Nyirripi Community Incorporated  
 Nyirrangulung Mardrulk Ngadberre Regional Council  
 Papunya Community Council Incorporated  
 Peppimenarti Community Council Incorporated  
 Pine Creek Community Government Council  
 Ramingining Community Council Incorporated  
 Tapatjatjaka Community Government Council  
 Thamarrurr Community Government Council  
 Timber Creek Community Government Council  
 Tiwi Islands Local Government  
 Urapuntja Council Aboriginal Corporation  
 Walangeri Ngumpinku Community Government Council  
 Wallace Rockhole Community Government Council  
 Walungurru Council Incorporated  
 Warruwi Community Council  
 Watiyawanu Community Government Council  
 Yirrkala Dhanbul Community Association Incorporated  
 Yuelamu Community Incorporated  
 Yuendumu Community Government Council  
 Yugul Mangi Community Government Council

**Submissions**

The following councils made submissions to the Commission at the Public Hearings held in April 2004 and June 2004.

Alice Springs Town Council  
 Jabiru Town Council  
 Litchfield Shire Council  
 Darwin City Council

**Payments 2003/2004**

During 2003/2004 the grants continued to be paid in quarterly installments. The total payments to local governing bodies during the year are summarised below:

15 August 2003	\$5,322,825
17 November 2003	\$5,322,825
16 February 2004	\$5,322,825
17 May 2004	\$5,323,030
<b>Total Payments</b>	<b>\$21,291,505</b>

**Estimated Entitlement 2004/2005**

The Estimated Entitlements for 2004/2005 are based on Commonwealth estimates of the annual CPI and the Territory's share of the national population.

**Entitlement 2003/2004**

The Commonwealth estimates of the annual CPI and the Territory's share of the national population was higher than the actual CPI and population. This resulted in the entitlement for 2003/2004 being underestimated for the general purpose component and overestimated for the roads component. An underpayment totalling \$689 for general purpose and an over payment totalling \$53,427 for roads. Therefore the overall overpayment totalled \$52,738. Adjustments have been made across all councils based on the data used for the distribution of the Estimated Entitlement for 2003/2004.





### Cash Entitlement 2004/2005

The Cash Entitlement for 2004/2005 is the Estimated Entitlement for the year plus the Underpayment for general purpose less the Overpayments for roads in 2003/2004.

### Communication with Councils

In accordance with its policy to keep all Northern Territory Councils informed about its operations and latest developments, the Commission corresponds on a regular basis with individual councils on many issues. The following list summarises the main item sent to all councils during the year.

Subject	Date
Letters sent electronically advising of the requirement to lodge an annual return	22 October 2003
Distribution of the NTGC Annual Report	28 January 2004
Letters advising of the Estimated Entitlements for the 2003/04 General Purpose Grant	16 August 2003

### Revenue and Expenditure Assessments of Local Governments

The Commonwealth Grants Commission stated in its "Review of the Operation of the *Local Government (Financial Assistance) Act 1995*" (Chapter 3 – Goal 1) that as a minimum, local government grant commissions' (LGGCs) annual report should provide information on:

- the grant outcomes of all local governments in the State;
- the expenditure and revenue assessments of all local governments in the State; and
- the key drivers of LGGCs' expenditure and revenue assessments.

Accordingly, revenue and expenditure assessments are included. (Schedules 4 and 5). Key drivers and a matrix of how the disability factors are applied is also included (see Appendix B).





### CHAIRMAN'S LETTER

Our ref: LG2011/04

The Hon John Ah Kit MLA  
Minister for Local Government  
GPO Box 3146  
DARWIN NT 0801

Dear Minister

In accordance with section 12(1)(a) of the *Local Government Grants Commission Act*, I am pleased to present to you the Commission's recommendations for the distribution of the Commonwealth financial assistance and local road funds for the 2004–05 financial year.

As a result of the Commonwealth's budget handed down in May, Senator the Hon Ian Campbell, Minister for Local Government, Territories and Roads issued a media release stating that the Commonwealth had increased the level of the financial assistance grants to local governments around Australia in 2004–05 by \$47.6 million.

The estimated entitlement for the Northern Territory for 2004–05 is \$10,646,457 general purpose and \$11,141,990 for local roads. The total of these two components is \$21,788,447 compared to \$21,284,252 in 2003–04. This is an increase of \$504,195.

The National Office of Local Government has advised that in 2003–04 there was an underpayment in the general-purpose component of \$689 and an overpayment in the road component of \$53,427. These amounts when applied to the estimated entitlements shown above determine the cash entitlements for the year. The amount to be distributed to local governing bodies in the Northern Territory in 2004–05 is, therefore, \$10,647,147 general purpose and \$11,088,563 roads. This is a net increase of \$444,205.

I am now pleased to present to you the following three recommendations. These are:

Recommendation 1 which shows the distribution of the Estimated Entitlement for 2004–05;

Recommendation 2 which shows the distribution of the over/underpayment in 2003–04, and

Recommendation 3 that shows the net cash to be distributed to councils this year with a comparison of net cash distributed in 2003–04.

In making these three recommendations, I confirm that:

- (a) all general purpose recommendations conform with section 6(2)(b) of the *Commonwealth's Local Government (Financial Assistance) Act 1995* in allocating amounts that are no less than those to which local governing bodies would be eligible to receive if 30% of the total to which the Northern Territory is entitled was distributed among local governing bodies on a per capita basis;
- (b) road funds were divided on weighted road length but, in addition, a base or minimum figure of \$10,000 has been adopted for all councils because it is felt that a derived figure of less than this amount was not commensurate with a realistic acceptance of road maintenance and responsibility;
- (c) the Commission held public hearings and permitted local governing bodies and the Local Government Association of the Northern Territory to make submissions in connection with the recommendations in accordance with section 11(c)(i) & (ii) of the *Local Government (Financial Assistance) Act 1995*, and





## RECOMMENDATIONS



- (d) the allocations comply with section 12(a) of the *Local Government Grants Commission Act* in that the total amount of all money recommended to be allocated is equal to the amount of money provided to the Territory under the *Local Government (Financial Assistance) Act 1995* for the 2004–05 financial year.

The Commission continued its practise of surveying the local governments for the details of population figures that were used in determining the recommendations but has introduced new reporting requirements that include financial data and performance indicators.

The Commission, in determining its recommendations for Financial Assistance Grants, continued to use the revised methodology that was adopted following the review of its funding programs in 1996/97. However, the following point continued to be an issue this year:

- As there were no updated local government income and expenditure figures available to the Commission for the determination of these allocations and the ABS figures gathered for the 1998–99 financial year of \$110.34 million and \$192.172 million respectively were again used this year.

During the course of the year the Commission continued with its program of community visits but departed from its previous policy and has commenced including municipal councils in its visit program. Visits to municipal councils now incorporate a public hearing and commenced with a visit to Alice Springs Town Council in April and Darwin in June. In addition, in conjunction with the visits, separate public hearings were held in two regional centres during the year, namely Jabiru and Litchfield also in June. The visits play an important role in the workings of the Commission by affording it the opportunity to gather invaluable and more accurate local government roads' data and to confirm population data.

Due to the late appointment of new members, the Commission's review of its methodology for the distribution of the Commonwealth general grants came to a halt during the year. The finalisation of the review is a priority that the Commission will pursue during the 2004–05 financial year. As mentioned earlier, the Commission revised its method of data collection by now requiring all local governing bodies to report financial data as at the end of the previous financial year. This financial data will be integral to any revised methodology and will also enable the Commission to use local government financial data without relying on the ABS.

The Commission's annual report is currently being prepared and will be forwarded to you in accordance with section 16 of the *Local Government Grants Commission Act* in due course.

Yours sincerely

BOB BEADMAN  
Chairman

21 July 2004



**RECOMMENDATION 1 – SCHEDULE OF ESTIMATED ENTITLEMENT**

In accordance with section 12 of the *Local Government Grants Commission Act*, the Commission recommends the following grants to local governing bodies:

All general purpose recommendations conform with section 6(2)(b) of the Commonwealth *Local Government (Financial Assistance) Act 1995* in allocating amounts that are no less than those to which local governing bodies would be eligible to receive if 30% of the total to which the Northern Territory is entitled (i.e. \$10,646,457) was distributed among local governing bodies on a per capita basis.

Roads funds totalling \$11,141,990 were divided on weighted road length. Additionally, a base or minimum figure of \$10,000 has been adopted for all councils as it is felt that a derived figure of less than this amount was not commensurate with a realistic acceptance of road maintenance and responsibility.

<b>Council</b>	<b>Population</b>	<b>FAA</b>	<b>Roads</b>
		<b>\$</b>	<b>\$</b>
Aherrenge	541	82,699	26,745
Ali Curung	483	58,644	54,293
Alice Springs	30,194	987,699	702,922
Alpururulam	714	84,158	39,244
Amoonguna	297	31,525	10,589
Angurugu	859	117,190	124,215
Anmatjere	1,475	208,722	103,861
Aputula	228	40,181	29,297
Areyonga	234	42,936	29,324
Arltarlpilta	271	46,580	20,254
Belyuen	259	32,012	24,194
Binjari	263	29,680	12,603
Borrooloola	914	107,743	58,897
Coomalie	1,707	158,261	303,904
Cox Peninsula	315	23,287	42,272
Daguragu	743	92,235	68,074
Darwin	72,318	1,168,150	1,357,814
Elliott	559	61,657	41,811
Galiwinku	1,835	256,141	160,542
Gapuwiyak	1,151	164,514	162,874
Ikuntji	146	53,746	35,117
Imanpa	189	38,432	22,263
Jabiru	2,044	84,081	76,992
Jilkminggan	273	34,947	23,493
Kaltukatjara	380	75,038	89,428
Katherine	9,979	465,820	467,915
Kunbarllanjnja	1,477	280,282	428,681
Lajamanu	939	118,657	84,796
Litchfield	16,031	760,745	1,541,869
Ltyentye Apurte	599	77,442	79,812



## RECOMMENDATIONS



<b>Council</b>	<b>Population</b>	<b>FAA</b>	<b>Roads</b>
		<b>\$</b>	<b>\$</b>
Maningrida	2,359	295,761	190,388
Mamgarra	309	29,479	16,331
Mataranka	414	26,424	24,906
Milingimbi	1,071	164,760	52,956
Milyakburra	217	54,093	18,231
Minjilang	255	48,552	66,695
Naiyu Nambiyu	503	87,791	141,296
Nganmarriyanga	461	62,168	72,473
Ntaria	632	76,079	70,628
Numbulwar	1,207	165,042	130,765
Nyirrangulung	1,380	273,894	305,082
Nyirripi	317	61,893	109,966
Palmerston	22,804	781,025	447,151
Papunya	390	49,409	50,593
Peppimenarti	235	72,231	141,516
Pine Creek	532	51,368	109,101
Ramingining	756	111,274	100,935
Tapatjatjaka	297	34,624	20,523





## RECOMMENDATIONS

<b>Council</b>	<b>Population</b>	<b>FAA</b>	<b>Roads</b>
		<b>\$</b>	<b>\$</b>
Tennant Creek	3,868	295,710	162,378
Thamarrurr	2,537	353,014	198,491
Timber Creek	306	42,678	187,659
Tiwi Islands	2,467	494,842	589,893
Umbakumba	552	98,169	113,108
Urapuntja	968	167,062	54,485
Walangeri Ngumpinku	473	63,079	45,979
Wallace Rockhole	163	32,761	15,524
Walungurru	454	80,191	90,960
Warruwi	388	64,454	76,931
Watiyawanu	249	42,039	26,908
Yirrkala	1,057	111,022	53,250
Yuelamu	295	47,269	73,311
Yuendumu	1,555	260,144	258,106
Yugul Mangi	1,573	264,952	165,580
Trust Account (LGANT) <sup>1</sup>	N/A	N/A	735,796
	<b>198,463</b>	<b>\$10,646,457</b>	<b>\$11,141,990</b>

1 A trust account, administered by the Local Government Association of the Northern Territory, ensures the continued maintenance of those roads that could not logically be "allocated" to a local governing body



## RECOMMENDATIONS



### RECOMMENDATION 2 – SCHEDULE OF UNDER/OVERPAYMENT 2003–04

The “Estimated Entitlements” in 2003–04 were \$10,423,850 general purpose and \$10,860,402 roads. The actual entitlements for that year were \$10,424,539 general purpose and \$10,806,974 roads. An underpayment totalling \$689 and an overpayment totalling \$53,427 have therefore occurred.

The under/overpayments have been distributed on the same basis as the original distribution of the estimated entitlements.

Council	Paid Entitlement 2002/2003		Actual Entitlement 2002/2003		Difference		Total
	General Purpose	Roads	General Purpose	Roads	General Purpose	Roads	
	\$	\$	\$	\$	\$	\$	
Aherrenge	76,998	26,738	77,003	26,606	5	-132	-127
Ali Curung	55,254	49,040	55,258	48,799	4	-241	-237
Alice Springs	1,031,610	709,588	1,031,678	706,097	68	-3,491	-3,423
Alpurrurulam	77,403	39,234	77,408	39,041	5	-193	-188
Amoonguna	33,184	10,587	33,186	10,535	2	-52	-50
Angurugu	112,548	95,616	112,555	95,146	7	-470	-463
Anmatjere	193,425	103,835	193,438	103,324	13	-511	-498
Aputula	42,296	29,290	42,299	29,146	3	-144	-141
Areyonga	45,196	29,317	45,199	29,173	3	-144	-141
Arltarlpilta	49,032	18,569	49,035	18,478	3	-91	-88
Belyuen	33,697	24,188	33,699	24,069	2	-119	-117
Binjari	31,242	12,600	31,244	12,538	2	-62	-60
Borroloola	108,993	58,882	109,000	58,592	7	-290	-283
Coomalie	138,711	292,987	138,720	291,546	9	-1,441	-1,432
Cox Peninsula	19,194	42,261	19,195	42,053	1	-208	-207
Daguragu	97,089	68,057	97,095	67,722	6	-335	-329
Darwin	1,229,631	1,356,624	1,229,712	1,349,949	81	-6,674	-6,593
Elliott	63,147	40,880	63,151	40,679	4	-201	-197
Galiwinku	223,676	143,051	223,691	142,347	15	-704	-689
Gapuwiyak	146,855	155,104	146,865	154,341	10	-763	-753
Nyirrangkulung <sup>1</sup>	40,602	54,446	40,605	54,178	3	-268	-265
Ikuntji	56,575	35,108	56,579	34,935	4	-173	-169
Imanpa	40,455	22,258	40,458	22,149	3	-109	-106
Jabiru	84,993	76,973	84,999	76,594	6	-379	-373
Jilkminggan	36,786	23,487	36,788	23,371	2	-116	-114
Kaltukatjara	65,366	89,405	65,370	88,965	4	-440	-436
Katherine	490,337	445,138	490,369	442,948	32	-2,190	-2,158
Kunbarllanjnja	222,600	428,574	222,615	426,466	15	-2,108	-2,093
Lajamanu	116,522	84,775	116,530	84,358	8	-417	-409
Litchfield	781,913	1,529,725	781,965	1,522,200	52	-7,525	-7,473
Ltyentye Apurte	75,647	76,690	75,652	76,313	5	-377	-372
Maningrida	243,698	188,321	243,714	187,395	16	-926	-910
Marrngarr	31,031	15,554	31,033	15,477	2	-77	-75
Mataranka	25,516	24,758	25,518	24,636	2	-122	-120





## RECOMMENDATIONS

Council	Paid Entitlement 2002/2003		Actual Entitlement 2002/2003		Difference		Total
	General Purpose	Roads	General Purpose	Roads	General Purpose	Roads	
	\$	\$	\$	\$	\$	\$	
Milingimbi	116,182	42,039	116,190	41,832	8	-207	-199
Milyakburra	56,940	18,226	56,944	18,136	4	-90	-86
Minjilang	47,917	66,678	47,920	66,350	3	-328	-325
Naiyiu Nambiyu	82,124	140,292	82,129	139,602	5	-690	-685
Nganmariyanga	62,214	58,058	62,218	57,772	4	-286	-282
Ntaria	76,299	70,610	76,304	70,263	5	-347	-342
Numbulwar	161,128	130,732	161,139	130,089	11	-643	-632
Nyirranggulung	212,005	239,779	212,019	238,599	14	-1,180	-1,166
Nyirripi	65,150	82,406	65,154	82,001	4	-405	-401
Palmerston	822,132	432,465	822,186	430,337	54	-2,128	-2,074
Papunya	52,009	41,339	52,013	41,136	4	-203	-199
Peppimenarti	76,033	129,702	76,038	129,064	5	-638	-633
Pine Creek	41,345	108,072	41,348	107,540	3	-532	-529
Ramingining	107,590	100,910	107,597	100,414	7	-496	-489
Tapatjatjaka	36,446	20,518	36,448	20,417	2	-101	-99
Tennant Creek	311,274	162,337	311,295	161,538	21	-799	-778
Thamarrurr	356,251	184,643	356,275	183,735	24	-908	-884
Timber Creek	44,572	88,004	44,575	87,571	3	-433	-430
Tiwi Islands	434,323	589,747	434,352	586,846	29	-2,901	-2,872
Umbakumba	87,847	120,933	87,853	120,338	6	-595	-589
Urapuntja	143,669	74,514	143,678	74,147	9	-367	-358
Walangeri Ngumpinku	66,399	48,488	66,403	48,249	4	-239	-235
Wallace Rockhole	34,485	15,520	34,487	15,444	2	-76	-74
Walungurru	76,901	98,402	76,906	97,918	5	-484	-479
Warruwi	60,531	82,341	60,535	81,936	4	-405	-401
Watiyawanu	44,252	27,082	44,255	26,949	3	-133	-130
Yirrkala	101,306	53,237	101,313	52,975	7	-262	-255
Yuelamu	49,744	56,715	49,747	56,436	3	-279	-276
Yuendumu	223,872	258,042	223,887	256,773	15	-1,269	-1,254
Yugul Mangi	251,688	165,539	251,705	164,725	17	-814	-797
Trust Account(LGANT)	N/A	751,372	N/A	747,677	N/A	-3,695	-3,695
	<b>\$10,423,850</b>	<b>\$10,860,402</b>	<b>\$10,424,539</b>	<b>\$10,806,975</b>	<b>\$689</b>	<b>-\$53,427</b>	<b>-\$52,738</b>

- 1 Shown here for comparison purposes. This adjustment will be paid to Nyirringgulung. The local governing body status of Gulin Gulin has been revoked. The Nyirringgulung Mardruk Ngadberre Regional Council has agreed to provide local government services to the community of Bulman.



## RECOMMENDATIONS



### RECOMMENDATION 3 – SCHEDULE OF CASH PAYMENT

Council	Estimated Cash Entitlement 2004-05			Actual Cash Entitlement 2003-04		
	General Purpose	Roads	Total	General Purpose	Roads	Total
	\$	\$	\$	\$	\$	\$
Aherrenge	82,704	26,613	109,317	76,751	26,845	103,596
Ali Curung	58,648	54,052	112,700	55,053	49,237	104,290
Alice Springs	987,767	699,431	1,687,198	1,027,799	712,457	1,740,256
Alpurrurulam	84,163	39,051	123,214	77,152	39,358	116,510
Amoonguna	31,527	10,537	42,064	33,061	10,629	43,690
Angurugu	117,197	123,745	240,942	112,162	95,993	208,155
Anmatjere	208,735	103,350	312,085	192,715	104,232	296,947
Aputula	40,184	29,153	69,337	42,140	29,408	71,548
Areyonga	42,939	29,180	72,119	45,029	29,435	74,464
Arlturlpilta	46,583	20,163	66,746	48,851	18,650	67,501
Belyuen	32,014	24,075	56,089	33,573	24,285	57,858
Binjari	29,682	12,541	42,223	31,127	12,651	43,778
Borrooloola	107,750	58,607	166,357	108,652	59,122	167,774
Coomalie	158,270	302,463	460,733	138,230	294,159	432,389
Cox Peninsula	23,288	42,064	65,352	19,130	42,431	61,561
Daguragu	92,241	67,739	159,980	96,730	68,438	165,168
Darwin	1,168,232	1,351,140	2,519,372	1,225,089	1,362,101	2,587,190
Elliott	61,661	41,610	103,271	62,921	41,048	103,969
Galiwinku	256,156	159,838	415,994	222,934	143,623	366,557
Gapuwiyak	164,524	162,111	326,635	146,353	155,727	302,080
Ikuntji	53,750	34,944	88,694	56,366	35,251	91,617
Imanpa	38,435	22,154	60,589	40,306	22,347	62,653
Jabiru	84,087	76,613	160,700	84,679	77,282	161,961
Jilkminggan	34,949	23,377	58,326	36,650	23,581	60,231
Kaltukatjara	75,042	88,988	164,030	65,128	89,754	154,882
Katherine	465,852	465,725	931,577	488,526	446,940	935,466
Kunbarllanjnja	280,297	426,573	706,870	221,877	430,190	652,067
Lajamanu	118,665	84,379	203,044	116,107	85,116	201,223
Litchfield	760,797	1,534,344	2,295,141	779,162	1,535,774	2,314,936
Ltyentye Apurte	77,447	79,435	156,882	75,400	76,964	152,364
Maningrida	295,777	189,462	485,239	242,984	189,078	432,062
Marn Garr	29,481	16,254	45,735	30,916	15,599	46,515
Mataranka	26,426	24,784	51,210	25,422	24,943	50,365
Milingimbi	164,768	52,749	217,517	115,806	42,208	158,014
Milyakburra	54,097	18,141	72,238	56,730	18,299	75,029
Minjilang	48,555	66,367	114,922	47,740	66,946	114,686
Naiyu Nambiyu	87,796	140,606	228,402	81,890	140,854	222,744
Nganmarriyanga	62,172	72,187	134,359	62,007	58,259	120,266





Council	Estimated Cash Entitlement 2004-05			Actual Cash Entitlement 2003-04		
	General Purpose	Roads	Total	General Purpose	Roads	Total
	\$	\$	\$	\$	\$	\$
Ntaria	76,084	70,281	146,365	76,038	70,944	146,982
Numbulwar	165,053	130,122	295,175	160,595	131,257	291,852
Nyirranggulung	273,911	303,634	577,545	251,942	295,338	547,280
Nyirripi	61,897	109,561	171,458	64,909	82,786	147,695
Palmerston	781,079	445,023	1,226,102	819,416	434,150	1,253,566
Papunya	49,413	50,390	99,803	51,817	41,505	93,322
Peppimenarti	72,236	140,878	213,114	75,752	130,202	205,954
Pine Creek	51,371	108,569	159,940	41,208	108,512	149,720
Ramingining	111,281	100,439	211,720	107,258	101,315	208,573
Tapatjatjaka	34,626	20,422	55,048	36,311	20,600	56,911
Tennant Creek	295,731	161,579	457,310	310,190	163,722	473,912
Thamarrurr	353,038	197,583	550,621	355,200	185,367	540,567
Timber Creek	42,681	187,226	229,907	44,407	88,327	132,734
Tiwi Islands	494,871	586,992	1,081,863	433,015	592,117	1,025,132
Umbakumba	98,175	112,513	210,688	87,589	121,333	208,922
Urapuntja	167,071	54,118	221,189	143,197	74,813	218,010
Walangeri Ngumpinku	63,083	45,740	108,823	66,154	48,683	114,837
Wallace Rockhole	32,763	15,448	48,211	34,358	15,583	49,941
Walungurru	80,196	90,476	170,672	76,629	98,789	175,418
Warruwi	64,458	76,526	140,984	60,307	82,672	142,979
Watiyawanu	42,042	26,775	68,817	44,089	27,182	71,271
Yirkala	111,029	52,988	164,017	100,979	53,441	154,420
Yuelamu	47,272	73,032	120,304	49,560	56,943	106,503
Yuendumu	260,159	256,837	516,996	223,045	259,079	482,124
Yugul Mangi	264,969	164,766	429,735	250,821	166,204	417,025
Trust Account(LGANT)	N/A	732,101	732,101	N/A	753,493	753,493
	<b>\$10,647,147</b>	<b>\$11,088,564</b>	<b>\$21,735,711</b>	<b>\$10,387,934</b>	<b>\$10,903,571</b>	<b>\$21,291,505</b>





## SCHEDULES



### SCHEDULE 1

#### POPULATION (INCLUDING RELATED SERVICE POPULATIONS)

Community	Calculated Population			3 Year Ave.Pop	Outstation Population	Adjusted Population	Tourist Population	Total Population
	2002/03	2003/04	2004/05					
Aherrenge	285	360	340	328	213	213	0	541
Ali Curung	500	500	450	483	20	0	0	483
Alice Springs	29,033	28,178	28,403	28,538	0	0	1,656	30,194
Alpurrulam	700	700	738	713	0	0	1	714
Amoonguna	275	275	342	297	0	0	0	297
Angurugu	870	820	767	819	121	40	0	859
Anmatjere	1,628	1,370	1,394	1,464	36	0	11	1,475
Aputula	200	200	240	213	10	10	5	228
Areyonga	258	230	215	234	0	0	0	234
Aritarpilta	250	264	290	268	8	0	3	271
Belyuen	280	242	255	259	0	0	0	259
Binjari	264	263	262	263	0	0	0	263
Borrooloola	732	728	728	729	445	178	7	914
Coomalie	1,620	1,630	1,650	1,633	0	0	74	1,707
Cox Peninsula	284	318	330	311	0	0	4	315
Daguragu	766	715	690	724	29	19	0	743
Darwin	74,455	72,142	68,378	71,658	0	0	660	72,318
Elliott	547	596	481	541	8	7	10	559
Galiwinku	1,700	1,720	1,870	1,763	286	72	0	1,835
Gapuwiyak	902	902	900	901	250	250	0	1,151
Ikuntji	123	127	163	138	26	9	0	146
Imanpa	174	194	199	189	0	0	0	189
Jabiru	1,950	1,775	1,650	1,792	0	0	252	2,044
Jilkminggan	253	220	247	240	33	33	0	273
Kaltukatjara	323	400	411	378	6	0	2	380
Katherine	10,400	10,032	8,610	9,681	0	0	298	9,979
Kunbarlanjnja	1,140	1,170	1,374	1,228	750	248	1	1,477
Lajamanu	990	907	837	911	68	27	0	939
Litchfield	15,871	16,086	15,955	15,971	0	0	60	16,031
Ltyentye Apurte	600	600	597	599	5	0	0	599
Maningrida	2,080	2,140	2,249	2,156	500	200	3	2,359
Marn Garr	315	317	295	309	0	0	0	309
Mataranka	302	302	325	310	0	0	104	414
Milingimbi	920	920	1,373	1,071	0	0	0	1,071
Milyakburra	210	220	220	217	0	0	0	217
Minjilang	206	269	291	255	0	0	0	255
Naiyu Nambiyu	455	465	509	476	18	0	27	503
Nganmarriyanga	457	486	440	461	100	0	0	461
Ntaria	615	650	630	632	0	0	0	632
Numbulwar	1,205	1,210	1,207	1,207	20	0	0	1,207
Nyirranggulung	1,284	1,254	1,518	1,352	46	23	5	1,380
Nyirripi	315	315	320	317	18	0	0	317





## SCHEDULES

Community	Calculated Population			3 Year Ave.Pop	Outstation Population	Adjusted Population	Tourist Population	Total Population
	2002/03	2003/04	2004/05					
Palmerston	24,544	20,788	23,078	22,803	0	0	1	22,804
Papunya	340	340	340	340	100	50	0	390
Peppimenarti	230	230	245	235	85	0	0	235
Pine Creek	630	538	365	511	0	0	21	532
Ramingining	675	675	675	675	244	81	0	756
Tapatjatjaka	261	271	262	265	98	32	0	297
Tennant Creek	4,030	3,286	3,450	3,589	0	0	279	3,868
Thamarrurr	2,452	2,550	2,503	2,502	33	33	2	2,537
Timber Creek	300	295	286	294	0	0	12	306
Tiwi Islands	2,373	2,373	2,651	2,466	0	0	1	2,467
Umbakumba	441	443	451	445	107	107	0	552
Urapuntja	945	865	1,095	968	0	0	0	968
Walangeri Ngumpinku	485	489	444	473	11	0	0	473
Wallace Rockhole	160	160	127	149	9	0	14	163
Walungurru	450	450	461	454	56	0	0	454
Warruwi	369	371	371	370	35	18	0	388
Watiyawanu	250	280	218	249	63	0	0	249
Yirkkala	890	900	950	913	720	144	0	1,057
Yuelamu	280	273	273	275	56	18	1	295
Yuendumu	1,150	1,150	1,150	1,150	405	405	0	1,555
Yugul Mangi	1,586	1,585	1,548	1,573	0	0	0	1,573
<b>TOTALS</b>	<b>198,578</b>	<b>190,524</b>	<b>189,086</b>	<b>192,729</b>	<b>5,038</b>	<b>2,216</b>	<b>3,518</b>	<b>198,463</b>



**SCHEDULE 2**

**NORTHERN TERRITORY GRANTS COMMISSION DISABILITY FACTORS AND KEY DRIVERS 2004/2005**

<b>Community</b>	<b>Isolation</b>		<b>Dispersion</b>	<b>ATSI People</b>	<b>Pop. &gt;15</b>	<b>Per Capita Income</b>
	<b>Admin.</b>	<b>Works</b>				
Aherrenge	1.35	1.40	1.25	1.95	228	6,400
Ali Curung	1.25	1.25	1.00	1.96	302	6,400
Alice Springs	1.05	1.05	1.00	1.20	20,166	20,600
Alpurrurulam	1.35	1.40	1.00	1.89	494	6,400
Amoonguna	1.05	1.05	1.00	2.00	229	6,400
Angurugu	1.30	1.30	1.00	1.95	514	6,400
Anmatjere	1.20	1.20	1.50	1.96	934	6,400
Aputula	1.35	1.40	1.00	1.90	161	6,400
Areyonga	1.35	1.40	1.00	1.96	144	6,400
Arltarlpilta	1.30	1.30	1.30	1.99	194	6,400
Belyuen	1.10	1.25	1.00	1.96	171	6,400
Binjari	1.10	1.10	1.00	2.00	176	6,400
Borrooloola	1.30	1.30	1.00	1.82	488	8,000
Coomalie	1.10	1.10	1.25	1.27	1,106	17,200
Cox Peninsula	1.10	1.25	1.00	1.08	221	14,300
Daguragu	1.30	1.30	1.10	1.89	462	6,400
Darwin	1.00	1.00	1.00	1.09	54,019	21,800
Elliott	1.25	1.25	1.00	1.87	322	8,900
Galiwinku	1.30	1.35	1.00	1.97	1,253	6,400
Gapuwiyak	1.30	1.30	1.00	1.97	603	6,400
Ikuntji	1.40	1.40	1.00	1.93	109	6,400
Imanpa	1.25	1.25	1.00	1.95	133	6,400
Jabiru	1.15	1.15	1.00	1.20	1,337	21,800
Jilkminggan	1.15	1.15	1.00	1.98	165	6,400
Kaltukatjara	1.45	1.45	1.00	1.93	275	6,400
Katherine	1.10	1.10	1.00	1.21	6,371	20,100
Kunbarllanjnja	1.20	1.25	1.00	1.95	921	6,400
Lajamanu	1.35	1.35	1.00	1.96	561	6,400
Litchfield	1.00	1.05	1.15	1.06	12,126	19,000
Ltyentye Apurte	1.20	1.20	1.00	1.95	400	6,400
Maningrida	1.25	1.25	1.00	1.96	1,507	6,400
Marn Garr	1.15	1.15	1.00	1.90	198	6,400
Mataranka	1.15	1.15	1.00	1.30	218	16,600
Milingimbi	1.40	1.40	1.00	1.97	920	6,400
Milyakburra	1.50	1.50	1.00	1.95	147	6,400
Minjilang	1.40	1.40	1.00	1.95	195	6,400
Naiyu Nambiyu	1.25	1.25	1.00	1.87	341	6,400





## SCHEDULES

Community	Isolation		Dispersion	ATSI People	Pop. >15	Per Capita Income
	Admin.	Works				
Nganmarriyanga	1.35	1.35	1.00	1.94	295	6,400
Ntaria	1.20	1.15	1.00	1.95	422	6,400
Numbulwar	1.40	1.40	1.00	1.98	809	6,400
Nyirranggulong	1.15	1.20	1.50	1.97	1,017	6,400
Nyirripi	1.50	1.50	1.00	1.95	214	6,400
Palmerston	1.00	1.00	1.00	1.13	15,924	17,800
Papunya	1.30	1.30	1.00	1.90	228	6,400
Peppimenarti	1.35	1.35	1.00	1.97	164	6,400
Pine Creek	1.10	1.10	1.00	1.28	245	17,800
Ramingining	1.30	1.30	1.00	1.97	452	6,400
Tapatjatjaka	1.30	1.30	1.00	1.93	176	6,400
Tennant Creek	1.20	1.20	1.00	1.53	2,312	17,800
Thamarrurr	1.40	1.40	1.00	1.95	1,677	6,400
Timber Creek	1.25	1.25	1.10	1.65	192	14,300
Tiwi Islands	1.15	1.30	1.50	1.97	1,776	6,400
Umbakumba	1.30	1.35	1.00	1.98	302	6,400
Urapuntja	1.35	1.40	1.50	1.96	734	6,400
Walangeri Ngumpinku	1.30	1.30	1.25	1.97	297	6,400
Wallace Rockhole	1.25	1.25	1.00	1.99	85	6,400
Walungurru	1.50	1.50	1.00	1.92	309	6,400
Waruwi	1.40	1.40	1.00	1.99	249	6,400
Watiyawanu	1.40	1.40	1.00	1.93	146	6,400
Yirkala	1.15	1.15	1.00	1.96	637	6,400
Yuelamu	1.30	1.35	1.10	1.96	183	6,400
Yuendumu	1.30	1.35	1.25	1.97	771	6,400
Yugul Mangi	1.30	1.30	1.50	1.95	1,037	6,400





**SCHEDULE 3**

**Councils Local Road Lengths**

<b>Community</b>	<b>Kerbed</b>	<b>Sealed</b>	<b>Gravel</b>	<b>Formed</b>	<b>Unformed</b>	<b>Total Klms.</b>	<b>Council Area (sq Klms.)</b>
Aherrenge	0	2.50	0	38.50	1.50	42.50	0
Ali Curung	0	7.35	4.16	4.84	135.23	151.58	0
Alice Springs	165.06	64.43	16.60	2.30	0	248.39	327.00
Alpurrurulam	0	3.34	12.70	4.00	13.00	33.04	100.00
Amoonguna	0	3.50	0	3.20	0	6.70	0
Angurugu	8.00	14.00	1.00	80.00	49.00	152.00	2.00
Anmatjere	0.30	19.20	0	65.20	114.90	199.60	3,631.00
Aputula	0	2.50	0	31.90	32.10	66.50	0
Areyonga	0	1.30	9.10	12.00	15.00	37.40	0
Arltarlpilta	0	3.50	0	1.00	48.00	52.50	12.13
Belyuen	0	2.35	0	14.00	67.70	84.05	40.91
Binjari	0	4.40	0	0	0.61	5.01	2.82
Borrooloola	1.66	10.77	9.00	0.80	1.50	23.73	12.56
Coomalie	2.56	40.38	120.12	25.59	0	188.65	1,500.00
Cox Peninsula	1.23	11.50	0	0.24	0.20	13.17	5.62
Daguragu	0	16.80	5.50	0	14.00	36.30	43.20
Darwin	443.32	25.00	0	0	0	468.32	144.00
Elliott	7.24	1.65	3.00	1.00	35.00	47.89	3.12
Galiwinku	2.80	5.80	32.40	65.50	246.00	352.50	0
Gapuwiyak	1.50	5.00	51.50	0	316.50	374.50	0
Ikuntji	0	1.90	0	22.00	101.00	124.90	0
Imanpa	0	2.30	7.70	3.30	6.50	19.80	0
Jabiru	21.80	7.07	0	0	0	28.87	13.00
Jilkminggan	0	2.50	10.50	0	3.00	16.00	6.10
Kaltukatjara	0	4.80	1.40	20.00	317.00	343.20	0
Katherine	61.25	101.85	0.80	0	20.90	184.80	528.00
Kunbarllanjnja	0	19.67	176.05	15.00	461.00	671.72	530.00
Lajamanu	0	3.40	12.20	4.00	285.80	305.40	7,313.00
LGANT	0	3.80	193.91	527.79	1,407.75	2,133.25	0
Litchfield	16.30	437.10	226.80	18.30	0	698.50	3,100.00
Ltyentye Apurte	0	9.00	23.37	10.00	75.70	118.07	12,42.00
Maningrida	1.50	8.00	73.00	15.00	213.00	310.50	0
Marngarr	0	4.96	0.05	1.83	5.56	12.40	2.7
Mataranka	1.26	4.66	3.45	2.10	3.05	14.52	233.00
Milingimbi	0	6.89	8.75	19.90	17.50	53.04	0
Milyakburra	0	0	0	28.00	24.00	52.00	0
Minjilang	3.00	3.00	17.00	8.70	41.70	73.40	0





## SCHEDULES

Community	Kerbed	Sealed	Gravel	Formed	Unformed	Total Klms.	Council Area (sq Klms.)
Naiiyu Nambiyu	0	9.10	60.30	35.70	0	105.10	42.60
Nganmariyanga	0	4.00	18.80	6.00	132.20	161.00	0
Ntaria	0	3.10	0.80	69.00	232.50	305.40	0
Numbulwar	0	6.00	29.00	30.00	237.40	302.40	4,500.00
Nyirrangulung	0	14.70	125.23	79.00	222.50	441.43	28,700.00
Nyirripi	0	4.00	0	54.00	352.00	410.00	0
Palmerston	155.29	11.02	0.33	0	0	166.64	56.00
Papunya	0	4.60	0	0	209.00	213.60	0
Peppimenarti	0	2.00	65.00	45.50	7.00	119.50	0
Pine Creek	6.72	13.60	36.10	2.60	0	59.02	400.00
Ramingining	0	3.00	43.30	5.80	93.00	145.10	0
Tapatjatjaka	0	2.84	1.40	0	51.30	55.54	12.14
Tennant Creek	36.70	11.20	0	8.50	0	56.40	25.00
Thamarrurr	5.40	9.60	44.90	62.70	163.80	286.40	3,450.00
Timber Creek	0.35	13.17	78.32	16.33	64.94	173.11	16.12
Tiwi Islands	3.23	27.55	187.55	210.10	477.00	905.43	2,115.00
Umbakumba	4.40	0	43.90	0	99.00	147.30	0
Urapuntja	0	0	0	0	301.00	301.00	0
Walangeri Ngumpinku	0	3.68	3.40	64.75	4.07	75.90	386.00
Wallace Rockhole	0	2.40	0	18.50	1.80	22.70	5.15
Walungurru	0	5.90	2.50	0	326.00	334.40	0
Warruwi	1.00	4.00	29.00	0	30.00	64.00	0
Watiyawanu	0	3.30	0	8.50	61.40	73.20	78.00
Yirkala	0.85	12.50	4.00	6.75	30.00	54.10	0
Yuelamu	0	2.10	3.50	90.00	118.00	213.60	0
Yuendumu	2.00	12.20	2.62	178.80	711.50	907.12	22,142.00
Yugul Mangi	3.70	5.90	60.50	43.00	62.10	175.20	12,269.00
<b>TOTALS</b>	<b>958.42</b>	<b>1,057.63</b>	<b>1,860.51</b>	<b>2,081.52</b>	<b>8,061.21</b>	<b>14,019.29</b>	



SCHEDULE 4

**CALCULATION OF THE STANDARD DEFICIT**

<b>Community</b>	<b>Total Population</b>	<b>Standardised Expenditure Total \$</b>	<b>Standardised Revenue Total \$</b>	<b>Standard Deficit \$</b>
Aherrenge	541	1,057,435	159,080	898,354
Ali Curung	483	808,239	171,192	637,047
Alice Springs	30,194	29,258,060	18,528,796	10,729,264
Alpurrurulam	714	1,168,160	253,962	914,199
Amoonguna	297	402,400	109,372	293,029
Angurugu	859	1,593,430	320,414	1,273,016
Anmatjere	1,475	2,948,164	680,844	2,267,320
Aputula	228	500,460	102,752	397,708
Areyonga	234	481,392	104,745	376,646
Arltarlpilta	271	558,154	144,218	413,936
Belyuen	259	421,332	121,007	300,325
Binjari	263	373,404	146,164	227,240
Borrooloola	914	1,492,567	322,165	1,170,402
Coomalie	1,707	2,888,513	1,169,341	1,719,171
Cox Peninsula	315	456,908	203,943	252,965
Daguragu	743	1,295,487	308,112	987,375
Darwin	72,318	62,700,318	52,393,758	10,306,560
Elliott	559	906,709	236,933	669,776
Galiwinku	1,835	3,374,014	591,583	2,782,431
Gapuwiyak	1,151	2,122,077	334,978	1,787,099
Ikuntji	146	476,148	97,287	378,862
Imanpa	189	406,264	86,190	320,074
Jabiru	2,044	2,220,210	1,306,851	913,359
Jilkminggan	273	430,303	117,559	312,744
Kaltukatjara	380	980,251	165,125	815,126
Katherine	9,979	10,815,072	5,775,435	5,039,636
Kunbarllanjnja	1,477	3,663,628	618,954	3,044,674
Lajamanu	939	1,633,507	344,545	1,288,961
Litchfield	16,031	18,776,409	10,512,526	8,263,883
Ltyentye Apurte	599	1,074,473	233,230	841,242
Maningrida	2,359	3,875,749	662,933	3,212,816
Marngarr	309	423,045	148,788	274,257
Mataranka	414	516,977	229,940	287,036
Milingimbi	1,071	2,162,788	373,016	1,789,772
Milyakburra	217	469,962	98,897	371,065
Minjilang	255	733,396	205,977	527,419
Naiyu Nambiyu	503	1,184,367	230,698	953,669



<b>Community</b>	<b>Total Population</b>	<b>Standardised Expenditure Total \$</b>	<b>Standardised Revenue Total \$</b>	<b>Standard Deficit \$</b>
Nganmariyanga	461	854,500	179,174	675,326
Ntaria	632	1,039,770	213,333	826,437
Numbulwar	1,207	2,252,176	459,339	1,792,837
Nyirrangulung	1,380	3,594,691	619,406	2,975,285
Nyirripi	317	788,384	146,317	642,067
Palmerston	22,804	20,106,630	12,633,303	7,473,327
Papunya	390	668,623	135,300	533,323
Peppimenarti	235	867,077	172,050	695,027
Pine Creek	532	875,936	317,931	558,005
Ramingining	756	1,466,414	257,658	1,208,755
Tapatjatjaka	297	479,110	150,392	328,718
Tennant Creek	3,868	5,054,179	1,855,152	3,199,027
Thamarrurr	2,537	4,709,093	874,343	3,834,750
Timber Creek	306	687,206	223,596	463,611
Tiwi Islands	2,467	6,676,537	1,301,128	5,375,409
Umbakumba	552	1,256,871	190,470	1,066,401
Urapuntja	968	2,204,646	389,872	1,814,774
Walangeri Ngumpinku	473	920,023	239,691	680,332
Wallace Rockhole	163	350,844	88,180	262,664
Walungurru	454	1,058,515	187,410	871,105
Warruwi	388	864,389	164,236	700,153
Watiyawanu	249	491,744	117,913	373,830
Yirkkala	1,057	1,504,210	298,195	1,206,016
Yuelamu	295	635,133	121,650	513,483
Yuendumu	1,555	3,395,131	569,215	2,825,916
Yugul Mangi	1,573	3,550,430	672,286	2,878,144
<b>TOTALS</b>	<b>198,463</b>	<b>\$231,002,032</b>	<b>\$120,188,851</b>	<b>\$110,813,182</b>



## SCHEDULES



### SCHEDULE 5

#### Standardised Expenditure

Community	Amenity	Admin.	Human Services	Library	Recreation	Transport	Standardised Expenditure Total
	\$	\$	\$	\$	\$	\$	\$
Aherrenge	202,502	413,964	167,544	0	170,103	103,322	1,057,435
Ali Curung	117,002	275,189	126,130	0	122,853	167,065	808,239
Alice Springs	6,139,681	8,841,179	4,052,247	1,360,842	6,446,713	2,417,399	29,258,060
Alpurrurulam	198,742	423,165	199,217	0	208,681	138,355	1,168,160
Amoonguna	67,825	147,000	74,609	0	71,217	41,749	402,400
Angurugu	216,275	506,086	231,958	86,278	227,090	325,743	1,593,430
Anmatjere	514,268	1,209,562	369,592	141,010	359,990	353,742	2,948,164
Aputula	68,097	179,550	68,621	0	71,502	112,691	500,460
Areyonga	63,536	185,220	66,046	0	66,713	99,876	481,392
Arltarlpilta	95,544	235,417	80,442	0	77,171	69,580	558,154
Belyuen	62,697	150,920	59,478	0	65,832	82,405	421,332
Binjari	56,025	154,000	61,629	0	58,827	42,923	373,404
Borrooloola	230,189	502,734	230,422	86,924	241,700	200,598	1,492,567
Coomalie	458,821	692,857	256,393	84,987	385,413	1,010,042	2,888,513
Cox Peninsula	82,169	86,873	42,952	0	86,278	158,636	456,908
Daguragu	205,828	466,819	194,510	0	196,473	231,856	1,295,487
Darwin	14,005,037	18,318,668	8,396,139	2,653,376	14,705,398	4,621,700	62,700,318
Elliott	135,206	303,403	139,061	47,805	141,967	139,267	906,709
Galiwinku	503,471	1,092,085	525,314	205,956	528,648	518,540	3,374,014
Gapuwiyak	289,889	685,301	314,099	0	304,386	528,402	2,122,077
Ikuntji	45,945	189,140	48,772	0	48,243	144,048	476,148
Imanpa	48,971	170,625	52,522	0	51,420	82,727	406,264
Jabiru	455,139	655,403	300,396	69,146	477,899	262,228	2,220,210
Jilkminggan	60,814	159,390	66,228	0	63,855	80,016	430,303
Kaltukatjara	120,892	247,131	128,328	0	126,937	356,962	980,251
Katherine	2,125,695	3,086,523	1,414,670	439,705	2,231,997	1,516,480	10,815,072
Kunbarllanjnja	393,283	802,913	404,930	0	412,950	1,649,552	3,663,628
Lajamanu	245,381	577,139	264,525	0	257,652	288,809	1,633,507
Litchfield	3,758,774	4,541,238	1,814,821	0	3,431,950	5,229,626	18,776,409
Ltyentye Apurte	139,281	325,919	149,381	52,382	146,246	261,263	1,074,473
Maningrida	593,913	1,343,304	640,247	0	623,613	674,671	3,875,749
Marn Garr	68,847	156,972	71,946	0	72,290	52,990	423,045
Mataranka	95,635	143,718	68,380	20,327	100,417	88,500	516,977
Milingimbi	361,871	684,720	391,097	156,306	379,967	188,827	2,162,788
Milyakburra	64,437	204,750	69,110	0	67,660	64,005	469,962
Minjilang	82,687	191,100	88,683	0	86,822	284,104	733,396





## SCHEDULES

Community	Amenity	Admin.	Human Services	Library	Recreation	Transport	Standardised Expenditure Total
	\$	\$	\$	\$	\$	\$	\$
Naiuiyu Nambiyu	128,947	273,417	132,624	0	135,395	513,984	1,184,367
Nganmariyanga	120,607	280,774	128,689	0	126,638	197,791	854,500
Ntaria	142,515	343,497	159,495	0	149,642	244,620	1,039,770
Numbulwar	327,644	777,837	356,810	0	344,029	445,856	2,252,176
Nyirrangulung	526,206	1,090,111	364,264	151,226	368,347	1,094,538	3,594,691
Nyirripi	92,718	215,252	99,441	0	97,354	283,619	788,384
Palmerston	4,416,246	5,961,958	2,732,591	885,436	4,637,092	1,473,307	20,106,630
Papunya	98,193	223,882	102,613	0	103,104	140,830	668,623
Peppimenarti	63,464	186,165	68,764	21,546	66,637	460,501	867,077
Pine Creek	113,232	173,926	79,717	21,991	118,895	368,175	875,936
Ramingining	190,241	449,731	206,129	76,782	199,754	343,776	1,466,414
Tapatjatjaka	74,995	175,630	79,608	0	78,745	70,131	479,110
Tennant Creek	898,806	1,650,216	756,356	252,001	943,754	553,045	5,054,179
Thamarrurr	695,150	1,609,330	745,559	291,343	729,913	637,797	4,709,093
Timber Creek	81,393	161,159	67,150	0	77,694	299,811	687,206
Tiwi Islands	986,207	1,948,273	630,182	260,165	690,350	2,161,360	6,676,537
Umbakumba	145,965	330,240	153,071	56,320	153,265	418,010	1,256,871
Urapuntja	429,515	893,202	297,658	0	300,663	283,609	2,204,646
Walangeri Ngumpinku	148,859	351,903	129,032	0	125,042	165,187	920,023
Wallace Rockhole	39,385	174,125	43,107	0	41,354	52,872	350,844
Walungurru	133,399	303,642	140,871	0	140,070	340,533	1,058,515
Warruwi	105,480	251,206	115,449	0	110,754	281,500	864,389
Watiyawanu	67,601	189,140	71,759	0	70,981	92,262	491,744
Yirkala	243,339	553,841	262,324	0	255,508	189,198	1,504,210
Yuelamu	84,783	196,196	80,011	0	80,930	193,213	635,133
Yuendumu	508,171	1,156,828	424,175	0	426,867	879,090	3,395,131
Yugul Mangi	594,147	1,390,309	424,821	161,293	415,906	563,953	3,550,430
<b>TOTALS</b>	<b>\$43,831,576</b>	<b>\$69,661,766</b>	<b>\$30,482,711</b>	<b>\$7,583,148</b>	<b>\$44,105,560</b>	<b>\$35,337,271</b>	<b>\$231,002,032</b>



**SCHEDULE 6**

**NATIONAL DISTRIBUTION AND SHARES OF FINANCIAL ASSISTANCE GRANTS 2004/2005**

<b>State/ Territory</b>	<b>General Purpose \$</b>	<b>Share %</b>	<b>Local Road Component \$</b>	<b>Share %</b>	<b>Total \$</b>	<b>Share %</b>
NSW	359,861,890	33.57	138,000,648	29.01	497,862,538	32.17
Vic	265,115,812	24.73	98,061,584	20.62	363,177,396	23.47
Qld	205,755,302	19.19	89,119,163	18.74	294,874,465	19.05
WA	105,502,589	9.84	72,727,404	15.29	178,229,993	11.52
SA	82,051,932	7.65	26,140,123	5.50	108,192,055	6.99
Tas	25,716,419	2.40	25,206,027	5.30	50,922,446	3.29
NT	10,646,457	0.99	11,141,990	2.34	21,788,447	1.41
ACT	17,283,964	1.61	15,251,884	3.21	32,535,848	2.10
<b>TOTALS</b>	<b>\$1,071,934,365</b>	<b>100.00</b>	<b>\$475,648,823</b>	<b>100.00</b>	<b>\$1,547,583,188</b>	<b>100</b>



## SCHEDULE 7

### Visits to Local Governing Bodies

<b>Council</b>	<b>2003-04</b>	<b>2002-03</b>	<b>2001-02</b>	<b>2000-01</b>
Aherrenge	21-Apr-04			04-Apr-01
Ali Curung		26-Feb-03		
Alice Springs				
Alpurrurulam	16-Sep-03			
Amoonguna	22-Apr-04			03-Apr-01
Angurugu		29-Apr-03		
Anmatjere			11-Mar-02	06-Dec-00
Aputula		11-Sep-02	02-Apr-01	
Areyonga		13-Sep-02		
Arltarlpilta	20-Apr-04			
Belyuen			09-Nov-01	
Binjari			29-Apr-02	
Borrooloola	18-Sep-03			
Coomalie			08-Nov-01	
Cox Peninsula			09-Nov-01	
Daguragu				02-May-01
Darwin				
Elliott	15-Sep-03			01-May-01
Galiwinku			15-Mar-02	
Gapuwiyak				04-Oct-00
Ikuntji		15-Nov-02		
Imanpa		12-Sep-02		
Jabiru	07-Jun-04		17-Sep-01	
Jilkminggan			07-Nov-01	
Kaltukatjara		13-Nov-02		
Katherine				
Kunbarllanjnja	08-Jun-04		18-Sep-01	
Lajamanu				02-May-01
Litchfield	09-Jun-04			
Ltyente Apurte	22-Apr-04			03-Apr-01
Maningrida	08-Jun-04			05-Oct-00
Marn Garr		28-Apr-03		
Mataranka			07-Nov-01	
Milingimbi			15-Mar-02	
Milyakburra			14-Mar-02	
Minjilang	07-Jun-04		17-Sep-01	
Naiyu Nambiyu			01-May-02	
Nganmarriyanga			30-Apr-02	
Ntaria		13-Sep-02		



**Visits to Local Governing Bodies**

<b>Council</b>	<b>2003-04</b>	<b>2002-03</b>	<b>2001-02</b>	<b>2000-01</b>
Numbulwar			14-Mar-02	
Nyirripi				05-Dec-00
Nyirrangulung		07-May-03		
Palmerston				
Papunya		14-Nov-02		
Peppimenarti			01-May-02	
Pine creek			08-Nov-01	
Ramingining		30-Apr-03		
Tapatjatatjaka		11-Sep-02		
Tennant Creek				
Thamarrurr			30-Apr-02	
Timber Creek				03-May-01
Tiwi Islands	09-Jun-04			
Umbakumba		29-Apr-03		
Urapuntja	21-May-04			04-Apr-01
Walangeri Ngumpinku				03-May-01
Wallace Rockhole		10-Sep-02		
Walungurru		13-Nov-02		
Warruwi	07-Jun-04		17-Sep-01	
Watiyawanu		14-Nov-02		
Yirrkala		28-Apr-03		
Yuelamu				05-Dec-00
Yuendumu				05-Dec-00
Yugul Mangi				

**Public Hearings to Councils**

<b>Council</b>	<b>2003-04</b>	<b>2002-03</b>	<b>2001-02</b>	<b>2000-01</b>
Alice Springs	21-Apr-04	12-Nov-02	11-Mar-02	02-Apr-01
Darwin	10-Jun-04			
Jabiru	07-Jun-04			
Katherine		06-May-03	29-Apr-02	
Litchfield	09-Jun-04			30-Apr-01
Palmerston			02-May-02	
Tennant Creek		26-Feb-03		01-May-01



## APPENDIX A

### **NATIONAL PRINCIPLES FOR THE ALLOCATION OF GENERAL PURPOSE AND LOCAL ROAD GRANTS**

A. The National Principles relating to the allocation of general purpose grants payable under section 6 of the *Local Government (Financial Assistance) Act 1995* (the Act) among local governing bodies are as follows:

1. **Horizontal Equalisation**

General purpose grants will be allocated to all local governing bodies, as far as practicable, on a full horizontal equalisation basis as defined by the Act. This is a basis that ensures that each local governing body in the State/Territory is able to function, by reasonable effort, at a standard not lower than the average standard of other local governing bodies in the State. It takes account of differences in the expenditure required by those local governing bodies in the performance of their functions and in the capacity of those local governing bodies to raise revenue.

2. **Effort Neutrality**

An effort or policy neutral approach will be used in assessing expenditure requirements and revenue raising capacity of each local governing body. This means as far as possible, policies of individual local governing bodies in terms of expenditure and revenue effort will not affect the grant determination.

3. **Minimum Grant**

The minimum general purpose grant allocation for a local governing body in a year will not be less than the amount to which the local governing body would be eligible to receive if 30% of the total amount of general purpose grants to which the State/Territory is entitled under section 9 of the Act in respect of the year were allocated among local governing bodies in the State/Territory on a per capita basis.

4. **Other Grant Support**

Other relevant grant support provided to local governing bodies to meet any of the expenditure needs assessed should be taken into account using an inclusion approach.

5. **Aboriginals and Torres Strait Islanders**

Financial assistance shall be allocated to councils in a way, which recognises the needs of Aboriginals and Torres Strait Islanders within their boundaries.

B. The National Principle relating to the allocation of the amounts payable under Section 12 of the Act (the identified road component of the financial assistance grants) among local governing bodies is as follows:

1. **Identified Road Component**

The identified road component of the financial assistance grants should be allocated to local governing bodies as far as practicable on the basis of the relative needs of each local governing body for roads expenditure and to preserve its road assets. In assessing road needs, relevant considerations include length, type and usage of roads in each local governing area.





## APPENDIX B

### Methodology and Formula Factors

#### METHODOLOGY

The Northern Territory Grants Commission amended its methodology in 1996 to apply the National Principles for the distribution of financial assistance grants to local governing bodies. Details regarding these National Principles are at **Appendix A**. The methodology used by the Commission in making its assessments for 2004/2005 conforms with the requirements of the *Local Government (Financial Assistance) Act 1995*. Wherever possible, it has followed horizontal equalisation principles as set out in section 6 (3) of the Act, and as embodied in the national distribution principles.

In assessing relative expenditure and revenue needs, the Commission utilised the “balanced budget approach”. Using this approach, the Commission assesses the total standardised expenditure needs for each local governing body, and then deducts the assessed revenue raising capacity to arrive at the standardised deficit. The deficit represents the funding required to enable each local governing body to deliver an average level of services when an average revenue raising effort is made.

The methodology used by the Commission calculates standards and applies disability factors and weightings to assess each local governing body’s revenue raising capacity and expenditure requirements.

The assessed revenue raising capacity and assessed expenditure requirements are the Commission’s measures of each local governing body’s ability to function at the average standard.

The calculation of standardised expenditure and revenue needs took into account population changes. These cover both increases as well as decreases where they occurred. In order to smooth the effect of these variations, the Commission adopts a three-year average of its calculated core community populations.

#### Revenue Raising Capacity

As the ownership of the land on which many communities are located is vested in Land Trusts established pursuant to the Commonwealth *Aboriginal Lands Rights (Northern Territory) Act 1976*, it is not feasible to use a land valuation system to assess revenue raising capacity.

The method of calculating revenue raising capacity is achieved through the use of personal income statistics, obtained from the Australian Bureau of Statistics. This allows the determination of a council’s theoretical gross income. In addition, councils, which are recipients of the Northern Territory Operational Subsidy, have 50% of this revenue taken into account. The Commission considers that given the unique circumstances within the Northern Territory, this approach provides a reasonable indication of a council’s revenue raising capacity.

#### Expenditure Needs and Disability Factors

The assessment of expenditure needs calculates standards in each category with disability factors applied as appropriate.

There are six expenditure categories taken into account by the Commission. For the 2004/2005 years allocation, the total standardised expenditure needs for each local governing body is adjusted by a combination of various disability factors. In arriving at these factors the Commission took into account the factors of distance, isolation, geographic location, dispersion, external access, growth and communications, which would influence costs of service delivery by individual councils. The disability factors used by the Commission for 2004/2005 are shown at **Schedule 2**.

#### Population Estimates

In making its assessments, the Commission has used population data supplied by the councils in their annual returns.

In assessing the needs of communities, the Commission took into account local resident population and included a factor for those in outstations dependent on the relative council for local government services.

In addition the Commission took into account interstate and overseas tourist visitors to communities that impact on the provision of local government services.

The population figures, incorporating the three year average, outstation and tourist populations for all 63 local governing bodies are shown at **Schedule 1**.



## FORMULA

### 1. Revenue Component

#### All councils:

Assessed Revenue Raising Capacity = Gross Income/State Income x \$110,340,000

Assessed Revenue = Assessed Rates + 50% Operational Subsidy

#### WHERE

Gross Income = Community Gross Income

Community Gross Income = Population >15 x Per Capita Income

State Income = Total NT Gross Income

Operational Subsidy = NT Operational Subsidy 2003/2004

\$110,340,000 = Total Local Government Rate Revenue

### 2. Expenditure Components

*Total Local Government expenditure of \$192,171,000 is apportioned over each expenditure component.*

#### (a) Amenity (\$38,434,000)

Community population/Territory population x NT Amenity Expenditure x (isolation works x dispersion x growth) – Amenity Grants

#### (b) General Administration (\$46,121,000)

Community population/Territory population x NT general administration expenditure x (isolation administration x dispersion x Aboriginality) – Administration Grants

A base level (\$70,000) of expenditure is applied to all councils.

#### (c) Human Services (\$21,139,000)

Community population/Territory population x NT Human Services expenditure x (isolation administration x Aboriginality x growth) – Human Services Grants

#### (d) Libraries (\$7,687,000)

The population figure used for these calculations is the sum of the populations in those centres that are in receipt of library services.

Community population/Territory population x NT Library expenditure x (isolation administration x Aboriginality x growth) – NT Library Grants

#### (e) Recreation (\$40,356,000)

Community population/Territory population x NT Recreation expenditure x (isolation works x growth) – NT Recreation Grants

#### (f) Transport (\$38,434,000)

This category is calculated on weighted road lengths by surface type. The summing of these figures determines a council's road factor.

The road factor equation is:

Community road factor/NT road factor x NT roads expenditure

### 3. Local Road Grant Funding

In order to determine the local road grant the Commission applies a weighting to each council by road length and surface type. These weightings are:

10 x Kerbed and Sealed road + 8 x Sealed road + 4 x Gravel road + 1 x Formed road + 0.4 x Unformed road + 2 x Cycle Paths.







**APPLICATION OF DISABILITY FACTORS**

EXPENDITURE	POPULATION	ISOLATION ADMIN	ISOLATION WORKS	DISPERSION	ABORIGINALITY	ROADS
AMENITY						
ADMINISTRATION						
HUMAN SERVICES						
LIBRARIES						
RECREATION						
TRANSPORT						



## APPENDIX C

### Declared Local Governing Bodies

Associations declared as Local Governing Bodies pursuant to section 4(2) of the Commonwealth's *Local Government (Financial Assistance) Act 1995* and section 19 of the *Local Government Grants Commission Act*. (see Northern Territory Government Gazette No. G31, 9 August 2000)

#### Schedule

Aherrenge Community Council Inc.  
Ali Curung Council Inc.  
Amoonguna Community Inc.  
Aputula Housing Association Inc.  
Areyonga Community Inc.  
Galiwinku Community Inc.  
Gapuwiyak Community Inc.  
Ikuntji Community Council Inc.  
Imanpa Community Inc.  
Jabiru Town Council  
Kaltukatjara Community Council Inc.  
Local Government Association of the Northern Territory  
Maningrida Community Council Inc.  
Milingimbi Community Inc.  
Milyakburra Community Council Inc.  
Minjilang Community Council Inc.  
Nganmariyanga Community Inc.  
Ntaria Council (Hermannsberg) Inc.  
Nyirripi Community Inc.  
Papunya Community Council Inc.  
Peppimenarti Community Council Association Inc.  
Ramingining Community Inc.  
Umbakumba Community Council Inc.  
Urapuntja Council Aboriginal Corporation  
Walungurru Community Council (Aboriginal Corporation)  
Warruwi Community Inc.  
Yirkala Dhanbul Community Association Inc.  
Yuelamu Community Inc.



APPENDIX D

**The Australian Classification of Local Government (ACLG)**

<b>Step 1</b>	<b>Step 2</b>	<b>Step 3</b>	<b>Identifiers</b>	<b>Category</b>
<b>URBAN (U)</b> Population more than 20,000	<b>Capital City (CC)</b> <b>Metropolitan Developed (D)</b> Part of an urban centre of more than 1,000 000 or population density more than 600/sq km	Small (S) Medium (M) Large (L) Very Large (V)	Up to 30,000 30,001-70,000 70,001-120,000 more than 120,000	UCC UDS UDM UDL UDV
<b>OR</b>				
Population density more than 30 persons per sq km	<b>Regional Towns/City (R )</b> Part of an urban centre with population less than 1,000,000 and predominantly urban in nature	Small (S) Medium (M) Large (L) Very Large (V)	Up to 30,000 30,001-70,000 70,001-120,000 more than 120,000	URS URM URL URV
<b>OR</b>				
90% or more of LGA population is urban	<b>Fringe (F)</b> A Developing LGA on the margin of a developed or regional urban centre	Small (S) Medium (M) Large (L) Very Large (V)	Up to 30,000 30,001-70,000 70,001-120,000 more than 120,000	UFS UFM UFL UFV
<b>RURAL (R )</b> An LGA with population less than 20,000	<b>Significant Growth (SG)</b> Average annual population growth more than 3%, population more than 5,000 and not remote			
		Not applicable		RSG
<b>AND</b>				
Population density less than 30 persons per sq km	<b>Agricultural (A)</b>	Small (S) Medium (M) Large (L) Very Large (V)	Up to 2,000 2,001-5,000 5,001-10,000 10,001-20,000	RAS RAM RAL RAV
<b>AND</b>				
Less than 90% of LGA population is urban	<b>Remote (T)</b>	Extra Small (X) Small (S) Medium (M) Large (L)	Up to 400 401-1,000 1,001-3,000 3,001-20,000	RTX RTS RTM RTL



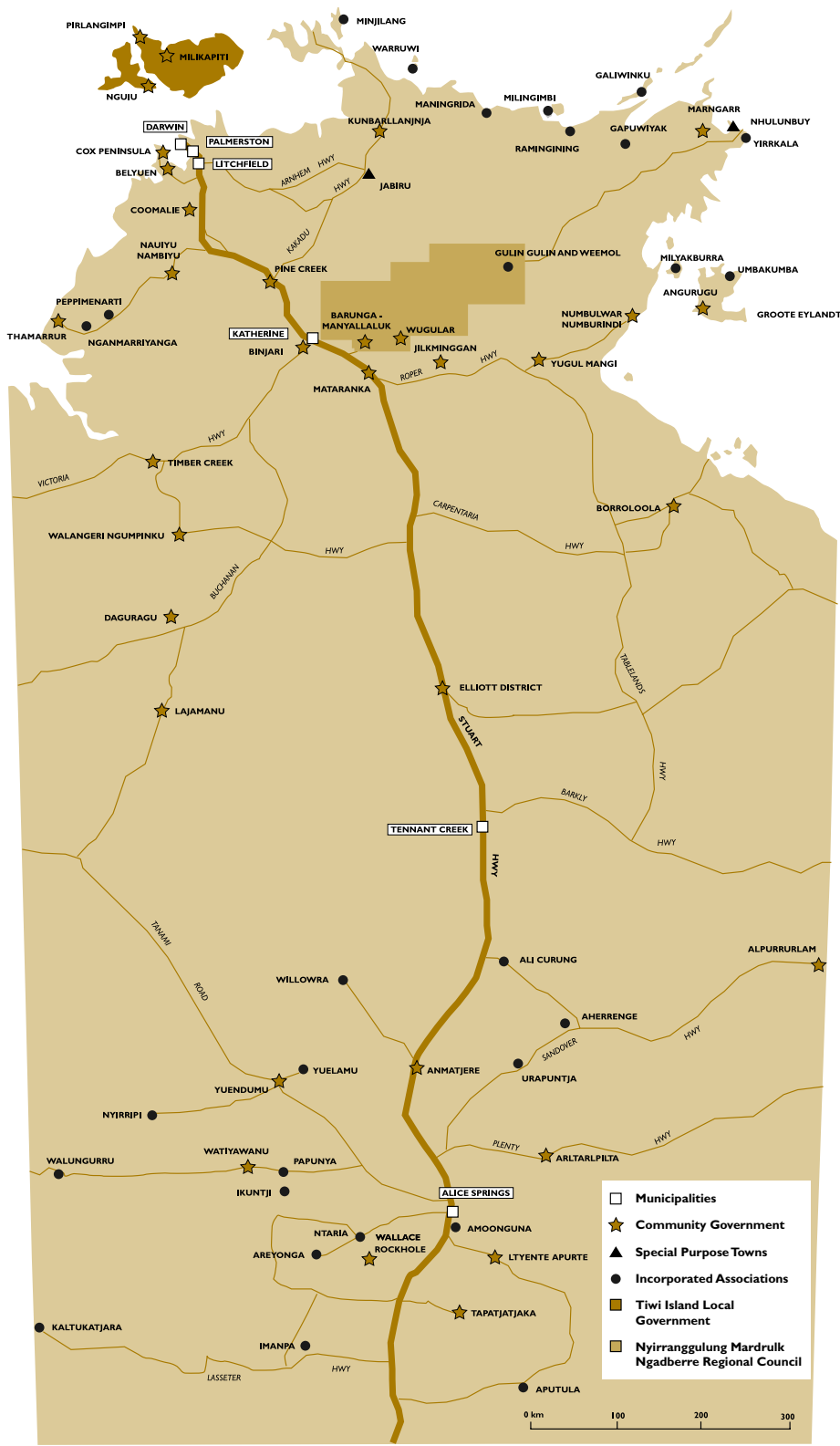
## APPENDIX E

### NORTHERN TERRITORY LOCAL GOVERNMENTS BY CLASSIFICATION

<b>Council Name</b>	<b>ACLG Classification</b>	<b>Council Name</b>	<b>ACLG Classification</b>
Aherrenge	RTX	Milingimbi	RTS
Ali Curung	RTS	Milyakburra	RTX
Alice Springs (TC)	URS	Minjilang	RTX
Alpurrurulam	RTS	Naiyu Nambiyu	RTS
Amoonguna	RTX	Nganmariyanga	RTX
Angurugu	RTS	Ntaria	RTS
Anmatjere	RTM	Numbulwar	RTS
Aputula	RTX	Nyirranggulung	RTM
Areyonga	RTX	Nyirripi	RTX
Arltarlpilta	RTX	Palmerston City (C)	UFS
Belyuen	RTX	Papunya	RTS
Binjari	RTX	Peppimenarti	RTX
Borrooloola	RTS	Pine Creek	RTS
Coomalie	RTM	Ramingining	RTS
Cox Peninsula	RTX	Tapatjatjaka	RTX
Daguragu	RTS	Thamarrurr	RTM
Darwin City (C)	UCC	Tennant Creek (TC)	URS
Elliott	RTS	Timber Creek	RTX
Galiwinku	RTM	Tiwi Islands	RTM
Gapuwiyak	RTS	Umbakumba	RTS
Ikuntji	RTX	Urapuntja	RTS
Imanpa	RTX	Walangeri Ngumpinku	RTX
Jabiru (TC)	URS	Wallace Rockhole	RTX
Jilkminggan	RTX	Walungurru	RTS
Kaltukatjara	RTX	Warruwi	RTX
Katherine (TC)	URS	Watiyawanu	RTX
Kunbarllanjnja	RTS	Yirkala	RTS
Lajamanu	RTM	Yuelamu	RTX
LGANT	ZZZ	Yuendumu	RTM
Litchfield (S)	RAV	Yugul Mangi	RTM
Ltyentye Apurte	RTS		
Maningrida	RTM		
Marngarr	RTX		
Mataranka	RTX		



APPENDIX F



## APPENDIX G

### **AUDITOR-GENERAL'S REPORT TO THE MINISTER FOR LOCAL GOVERNMENT ON THE NORTHERN TERRITORY GRANTS COMMISSION FOR THE YEAR ENDED 30 JUNE 2004**

#### **Scope**

##### *The financial report and the Accountable Officer's responsibility*

The financial report of the Northern Territory Grants Commission comprises statement by the Accountable Officer and statements of financial position and financial performance and accompanying notes to the financial statements for the year ended 30 June 2004.

The Accountable Officer of the Northern Territory Grants Commission is responsible for the preparation and presentation of the financial report in accordance with the requirements of the *Local Government Grants Commission Act*. This includes responsibility for the maintenance of adequate accounting records and internal controls that are designed to prevent and detect fraud and error, and for the accounting policies and accounting estimates inherent in the financial report.

##### *Audit Report*

I conducted an independent audit in order to express an opinion to the Minister for Local Government.

My audit was conducted in accordance with Australian Auditing and Assurance Standards in order to provide reasonable assurance as to whether the financial report is free of material misstatement. The nature of an audit is influenced by factors such as the use of professional judgement, selective testing, the inherent limitations of internal control systems and the availability of persuasive rather than conclusive evidence. Therefore, an audit cannot guarantee that all materials misstatements or control deficiencies have been detected.

I performed procedures to assess whether, in all material respects, the financial report presents fairly, in accordance with Accounting Standards and other mandatory financial reporting requirements in Australia and with the requirements of the *Local Government Grants Commission Act*, a view which is consistent with my understanding of the Northern Territory Grants Commission's financial position and its financial performance as represented by the results of its operations.

I formed my audit opinion on the basis of these procedures, which included:

- examining, on a test basis, information to provide evidence supporting the amounts and disclosures in the financial report: and
- assessing the appropriateness of the accounting policies and disclosures used and the reasonableness of accounting estimates made by the Accountable Officer.

While I considered the effectiveness of management's internal controls over financial reporting when determining the nature and extent of my procedures, my audit was not designed to provide assurance on internal controls.

My audit did not involve an analysis of the prudence of business decisions made by the Accountable Officer or management.



### Independence

I am independent of the Northern Territory Grants Commission and, in conducting my audit, I followed applicable independence requirements of the Audit Act and of Australian professional ethical pronouncements.

### Audit Opinion

In my opinion, the financial report of the Northern Territory Grants Commission:

- presents fairly the financial position of the Northern Territory Grants Commission at 30 June 2004, and its financial performance for the year ended on that date; and
- is presented in accordance with Accounting Standards, other mandatory professional reporting requirements in Australia and the requirements of the *Local Government Grants Commission Act*.

A handwritten signature in black ink, appearing to read 'Frank McGuinness', written in a cursive style.

Frank McGuinness  
Auditor General for the Northern Territory  
Darwin, Northern Territory

15 November 2004

**NORTHERN TERRITORY GRANTS COMMISSION**

**Statement of Financial Position as at 30 June 2004**

	2004	2003
	\$	\$
Assets	Nil	Nil
Liabilities	Nil	Nil

**Statement of Financial Performance for the year ended 30 June 2004**

Income	Nil	Nil
Expenditure	Nil	Nil

Notes to and forming part of the financial statements are attached.

**Statement by Accountable officer**

In my opinion:

- (i) The accompanying Statement of Financial Performance presents fairly NT Grants Commission's transactions for the reporting year ended 30 June 2004.

The financial statements are based on proper accounts and records and are in agreement with the accounts and have been properly drawn up so as to present fairly the transactions of the NT Grants Commission for the reporting year ended 30 June 2004 and its financial position at that date.

- (ii) The accompanying Statement of Financial Position presents fairly the NT Grants Commission's state of affairs at the end of the reporting year; and
- (iii) The financial statements are in accordance with applicable accounting standards.



TED CLARK  
Accountable Officer

10 November 2004

Notes to and forming part of the financial statements for the year ended 30 June 2004.

- 1. The Commission was established under the provision of the *Local Government Grants Commission Act*, which came into operation on 1 July 1986, in order to comply with the requirements of the then *Local Government (Financial Assistance) Act 1986*.
- 2. The Commission's activity is to make recommendations to the Minister for Local Government, in respect of the amounts of money to be allocated to local governing bodies from the money provided to the Territory under the Commonwealth's *Local Government (Financial Assistance) Act 1995*.


Funds for this purpose were appropriated to the Department of Community Development, Sport and Cultural Affairs. Allocations of Federal Assistance Grants and Road Grants recommended for distribution were:

	Recommendation for distribution in 2004/2005	Recommendation for distribution in 2003/2004
Federal Assistance Grants	\$10,647,147	\$10,387,934
Road Grants	\$11,088,564	\$10,903,571
<b>Total</b>	<b>\$21,735,711</b>	<b>\$21,291,505</b>

- 3. The costs of operation of the Commission are met from the funds appropriated to the Department of Community Development, Sport and Cultural Affairs and were \$110,965 (2002/2003: \$115,809). An allowance has been made for the salary cost of administrative support provided by the Department of Community Development, Sport and Cultural Affairs.
- 4. The Commission did not acquire any assets during the period covered by the financial statements.







## **NORTHERN TERRITORY GRANTS COMMISSION**

Its role in funding of Local Government

The painting depicts the role of the Grants Commission as a transmitter of information, policy and funding recommendations. In the painting the members of the Grants Commission are depicted by the larger black horseshoe shapes. They are sitting facing the members of Local Government Councils, represented by the smaller black horseshoes in the north, south, east and west directions.

As can be seen the Grants Commission role is represented by two larger horseshoe shapes joined together. This representation shows the Grants Commission facing Councillors on the one hand, and the Northern Territory and Federal Governments (the centre circle with the white horseshoe shape) on the other. The smaller oblong shapes between the Commission and the Governments are provided by the artist to show the movement of the Commission visiting Councils and taking reports back to central government.

The larger oblong shapes between the Council groupings represent two areas of land. The upper ones depict native title area boundaries, and the lower ones depict Local Government area boundaries. The background is the "country" within which all of these events take place.

*Painting by Cr. Francis Kelly, Member of NT Grants Commission  
Account above is based on a conversation with Cr. Kelly*

